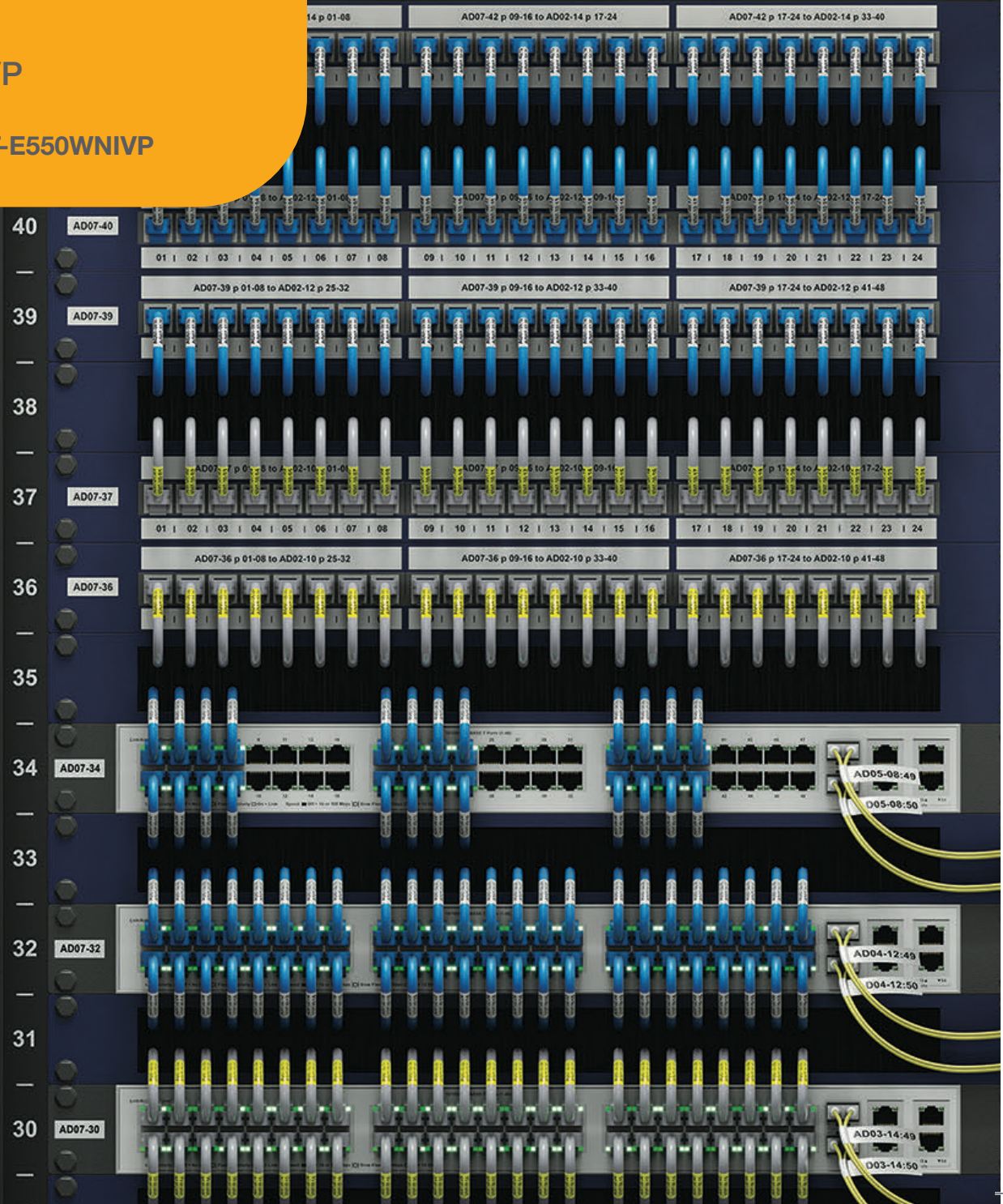


Network Infrastructure and cable labelling printer kit

PT-E550WNIVP

brother.co.uk/PT-E550WNIVP

AD07



Create durable, long lasting labels that help you comply with your networking identification needs

The Brother PT-E550WNIVP has been developed to help you streamline the identification needs of all your network infrastructure. Leave the mark of a smart professional in a data center with clear and reliable label identification. With accurate labelling you can take the guesswork out of troubleshooting and improve technician efficiency by quickly retrieving the correct cable.

This portable label printer has dedicated quick keys and functions to quickly create labels for marking your copper and optical fibre cables, patch panels, equipment and more, directly from the keyboard using the backlit graphic display.

Connect to the integrated Wi-Fi Direct from your smartphone and use our Mobile Cable Label Tool app to quickly create labels from pre-defined templates. Or select cable IDs stored in your Fluke Networks Linkware Live™ projects using the free Brother iLink&Label app and print instantly on-site.

Alternatively, use the advanced P-touch Editor label editing software on your PC or Mac to give you total design freedom. Link to data contained in Microsoft Excel spreadsheets to batch print all your labels. The half cut function keeps your labels in the correct sequential order when printed in a long strip, and also makes them quick and easy to peel.



Labels for all applications

Brother has over 30 years experience developing and manufacturing durable labels for specialised applications. Our self-laminating labels can be trusted to stay attached to cables, while our strong adhesive labels are suited for smooth or textured surfaces, making them ideal for patch panel and equipment identification.

Print labels that help you comply with voluntary networking standards

Many companies have adopted the ANSI TIA-606-C or ISO/IEC 14763-2 identification standards. As well as defining the numbering system used to identify and troubleshoot patch panels, ports, cabling, racks and cabinets, pathways and more, the standards also dictate that the labels should be easily readable and durable. The Brother PT-E550WNIVP prints crisp, legible text onto durable labels that ensure you meet these standards now and into the future.

The complete label printer kit

The label printer comes supplied in a durable carry case with rechargeable battery, strong adhesive and self-laminating tapes for cable and equipment identification, an AC adapter and USB cable.



Features designed
to streamline
your identification
requirements

LinkWare Live
INTEGRATION

Using the Brother
iLink&Label app



* Upload function not available on macOS

1

Built-in Wi-Fi to connect wirelessly to your smartphone and print labels using free apps

2

Prints labels from 3.5mm to 24mm wide

3

Advanced label cutter with easy-peel function to print labels in a long strip, keeping them in the correct order

4

Easy to read backlit LCD display

5

Dedicated hotkeys to easily create labels for specific uses, left to right these are:

General - simple labels for general identification

Faceplate - easily identify outlets for problem solving or modifications

Cable wrap - create a label to wrap around a cable or wire, you can easily repeat the text so it can be read from any angle

Cable flag - create a label to wrap around a cable or wire with its ends applied together to form a flag

Patch panel - easily create sequential patch panel labels for cable identification

Punch down block - Labels of this type can be used to identify a connection, you can enter up to eight lines for each block on a single label.

6

Separate numeric keypad for quick entry of numbers

7

Save frequently used labels to the memory for instant recall and printing when required

8

Upload* company logos or specialist symbols from your PC to include on your labels whenever required. Includes popular industrial symbols

9


Built-in barcode printing function

10

Serialise function to print multiple labels automatically in the correct numbered sequence

11

Upload* cable ID's from your PC using P-touch Editor or from your smartphone using iLink&Label or Mobile Transfer Express apps. Then select the range of cable ID's to print labels while on-site.



12

USB port to print labels or upload* content from your PC using P-touch Editor

3.5mm

6mm

9mm

12mm

Apps to improve your productivity

The PT-E550WNIVP can connect directly to your smartphone using Wi-Fi Direct use one of the following free apps to save you time, effort, and help reduce mistakes when creating, receiving and printing labels. To learn more, why not download each app now by scanning the QR code to the right, or searching your smartphone's App Store.



Download on the
 **App Store**

GET IT ON
 **Google Play**

<https://www.brother.eu/E550Wapps>



Brother iLink&Label

This powerful app allows you to print multiple cable IDs stored in your Fluke Networks Linkware Live™ projects onto your labels. Designs can be sent through the app for technicians to print instantly onsite, saving time and reducing errors.

- Connect to your Linkware Live account within the app.
- Select your project to download the cable IDs and transfer to the printer's built-in database.
- Finally choose your required label type using the printer's keyboard, select the range of cable IDs from the database to print each label automatically.

Brother Mobile Cable Label Tool

Create labels for cables, patch panels, faceplates and more using the Brother Mobile Cable Label Tool. This app is template based, allowing you to quickly select the label type required, edit the text and then print.

- Has templates for CAT5 and CAT6 cables and patch panels with various numbers of ports.
- Alternatively you can create a label from scratch and include a logo, barcode, symbol and frame if required.
- Save your most frequently used labels to recall later and print immediately or edit as needed.
- Media detection option to automatically check the tape width installed and set the app to the correct tape type.

Design and print labels on your PC

Brother P-touch Editor is a fully featured label design program that gives you the freedom to design your labels with pixel precision, and link to data in Excel spreadsheets or .csv files to automatically batch print all your labels in one go.

- Connect via USB or Wi-Fi.
- Use the cable labelling wizard to quickly set up your label to your exact requirements.
- Include company logos, custom symbols, barcodes, frames and more.
- Automatically include the date and/or time the label was printed if required.
- Upload* your list of cable and equipment IDs to the label printer's database to quickly select and print during installation.
- Design custom templates and upload* to the printer's memory to print these away from the PC.



* Upload function not available on macOS


Labels that meet all your identification needs

The PT-E550WNIVP uses our range of specialist P-touch Pro Tapes. These have been built using tough, durable and dependable professional grade materials and adhesives. Our self-adhesive labels have been developed to withstand extremes of temperatures, and are resistant to chemicals, abrasion, sunlight and water, making them suitable for both indoor and outdoor use.

Strong adhesive tape has on average, 3 times more strength on textured surfaces than Brother standard tapes. Self-laminating and flexible-ID tapes are suitable for curved surfaces and for long term cable identification.

Security tape leaves a checkerboard pattern when removed, revealing evidence of tampering and ensuring the label cannot be reapplied.

Brother self-laminating labels also have an additional durable laminate applied over the text at the time of printing. This allows you to use a 24mm width label on the thicker CAT6A cables, whilst ensuring your text is completely protected against damage from abrasion.



1 Rack and cabinet ID



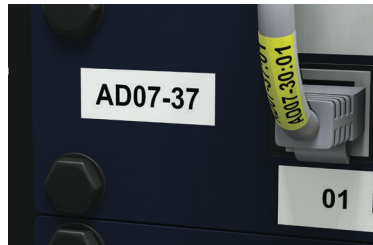
Strong adhesive tape

2 Patch panel and port ID




Strong adhesive tape

3 Rack mounted equipment ID



Strong adhesive tape

4 Optical fibre cable ID



Flexible ID tape

5 Misc equipment ID



Strong adhesive tape

6 CAT5e/CAT6A Cable ID



Self-laminating tape

7 Power cable ID



Heat shrink tape


Faceplate ID



Strong adhesive tape

Choose the right tape for the job

To ensure your labels stay affixed, it is important to use the correct tape for each of your labelling applications. The chart below shows you the recommended tape to use for each application.

Surface	Wire and cable identification			General identification		Heat shrink tube
	Flexible ID	Self-laminating	Heat shrink tube	Strong adhesive	Security	
Smooth surfaces	✓			✓	✓	
Textured surfaces	●			✓	●	
Cable wrap	✓	✓	✓			
Cable flag	✓					

Tape	Width	Recommended cable diameters
HSe-211	5.8mm	Ø1.7mm to 3.2mm
HSe-221	8.8mm	Ø2.6mm to 5.1mm
HSe-231	11.7mm	Ø3.6mm to 7.0mm
HSe-241	17.7mm	Ø5.4mm to 10.6mm
HSe-251	23.6mm	Ø7.3mm to 14.3mm

✓ Recommended ● Acceptable

The Brother Pro Tape range

Our laminated P-touch Pro Tapes and heat shrink tube tape cassettes are available in several different widths, colours and materials. To ensure you are using labels that have been developed to work with the PT-E550WNVP, and have been independently tested to ensure their suitability for long life, reliable labelling, look for the Brother logo on the tape packaging.

TZe STRONG ADHESIVE LAMINATED - 8 M

	6mm	9mm	12mm	18mm	24mm
Black on white	TZe-S211	TZe-S221	TZe-S231	TZe-S241	TZe-S251
Black on transparent		TZe-S121	TZe-S131	TZe-S141	TZe-S151
Black on yellow		TZe-S621	TZe-S631	TZe-S641	TZe-S651

TZe FLEXIBLE ID LAMINATED - 8 M

Black on white	TZe-FX211	TZe-FX221	TZe-FX231	TZe-FX241	TZe-FX251
Black on yellow	TZe-FX611	TZe-FX621	TZe-FX631	TZe-FX641	TZe-FX651

TZe SELF-LAMINATING - 8 M

Black on white					TZe-SL251
Black on yellow					TZe-SL651

TZe SECURITY LAMINATED - 8 M

Black on white				TZe-SE4	TZe-SE5
----------------	--	--	--	---------	---------

HSe HEAT SHRINK TUBE - 1.5 M

	5.8mm	8.8mm	11.7mm	17.7mm	23.6mm
Black on white	HSe-211	HSe-221	HSe-231	HSe-241	HSe-251



Visit www.brother.eu/tze-data for more information on our Pro Tape range and to view full tape test information.

Features and specifications

PT-E550WNIVP

Printer features

Display type	16 characters x 3-line backlit graphic LCD with print preview
Interfaces	USB, Wi-Fi and Wireless Direct
Print speed	30mm/second (powered by AC adapter) 20mm/second (powered by battery)
Maximum tape width	24mm
Maximum print height	18mm
Cutter type	Automatic (full and half cut)
Powered by	BA-E001 Li-ion rechargeable battery (supplied) 6 x AA alkaline/rechargeable batteries (LR6/HR6 - not supplied)

Label creation

Dedicated labelling functions	General Faceplate Patch panel Punch-down block Cable wrap Cable flag Heat shrink tube Serialise (automatic number incrementation)
Fonts	14 fonts 10 styles 6 to 48 point size
Maximum lines per label	7 (using 24mm label width)
Maximum text blocks	99
Symbols	384
Frames	7
Automatic numbering	01-99
Number of copies	01-99
Vertical text printing	Yes
Rotated text (for cable labelling)	Rotate once Rotate and repeat

PC software main features

Supported operating systems	Windows® 10 / 8.1 / Server 2019 / Server 2016 / Server 2012 R2 / Server 2012 MacOS 10.12.x - 10.15.x Mac OS X 10.7.x - 10.11.x
Cable labelling wizard	Yes (Windows only)
Fonts	All installed TrueType fonts
Font styles	12
Image support	JPG, BMP, TIFF, PNG
Frames	153
Barcodes	21 protocols including 1D/2D barcodes

Memory

Maximum characters per label	1,500
Label memory locations	99

Mobile applications

iOS and Android	iLink&Label to print cable ID's from Fluke Networks Linkware Live Mobile Cable Label Tool Mobile Transfer Express
-----------------	--

Supplies

Tape cassettes	Brother TZe tape cassettes (3.5mm - 24mm) Brother HSe heat shrink tube (5.8mm - 23.6mm)
----------------	--

Weights and dimensions

Printer dimensions: 126mm (w) x 250mm (h) x 94mm (d)
Printer weight: 1.05kg

Included items:

- PT-E550W label printer
- Rechargeable Li-ion battery
- AC adapter
- 24mm black on white self-laminating tape cassette for cable identification
- 9mm black on white strong adhesive tape cassette for patch panel and equipment identification
- USB cable
- Documentation
- Carry case



brother

at your side

Contact:

www.brother.co.uk

Brother UK Ltd

Shepley Street, Audenshaw,
Manchester M34 5JD
Tel: +44(0)333 777 4444

All specifications correct at the time of printing and are subject to change. Brother is a registered trademark of Brother Industries Ltd.
Brand product names are registered trademarks or trademarks of their respective companies. CD3344