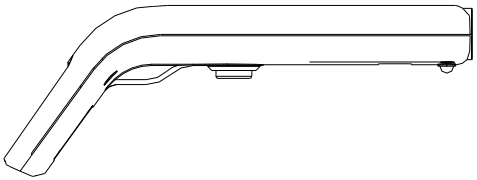
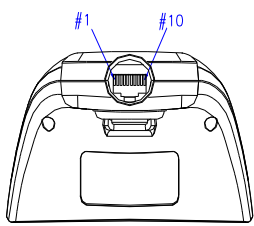












# Z-3110 Advanced Handheld Contact CCD Scanner

32 Bit  
Ultrascan Decoding Technology

## Standard Device

 	PIN-OUT CONFIGURATION			
	RJ 1.	RTS_TTL	RJ 6.	RX_TTL
RJ 2.	KB Data	RJ 7.	KB Clock	
RJ 3.	PC Clock	RJ 8.	+5V	
RJ 4.	GND	RJ 9.	PC Data	
RJ 5.	CTS_TTL	RJ10.	TX_TTL	

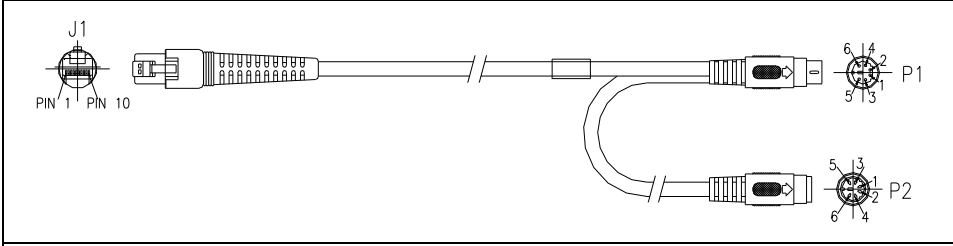
## Product Number

	88H-100000-000	Z-3110	White housing (device only, w/o cable)
	88H-100000-001	Z-3110 (B)	Black housing (device only, w/o cable)
	88H-1000KP-000	Z-3110 (K)	White housing w/PS/2 cable
	88H-1000KP-001	Z-3110 (K)(B)	Black housing w/PS/2 cable
	88H-1000R9-000	Z-3110 (R)	White housing w/RS-232 cable (DCE pin-out)
	88H-1000R9-001	Z-3110 (R)(B)	Black housing w/RS-232 cable (DCE pin-out)
	88H-1000RP-000	Z-3110 (R)	White housing w/RS-232 cable (DTE pin-out)
	88H-1000RP-001	Z-3110 (R)(B)	Black housing w/RS-232 cable (DTE pin-out)
	88H-1000UB-000	Z-3110 (U)	White housing w/USB cable
	88H-1000UB-001	Z-3110 (U)(B)	Black housing w/USB cable

## Standard Cable Options


- The standard cable is gray, straight, and 2 meters (6.5 feet) in length.
- The standard cable options include PS/2, RS-232 (either DCE or DTE pinout), USB, and etc.
- Special Order Requirement:  
ZEBEX is capable of supplying special customized cable, given that customers provide detailed pin configurations. The minimum order quantity of a special cable is 250 pcs.

### 1. Keyboard Wedge Cable (for PS/2)

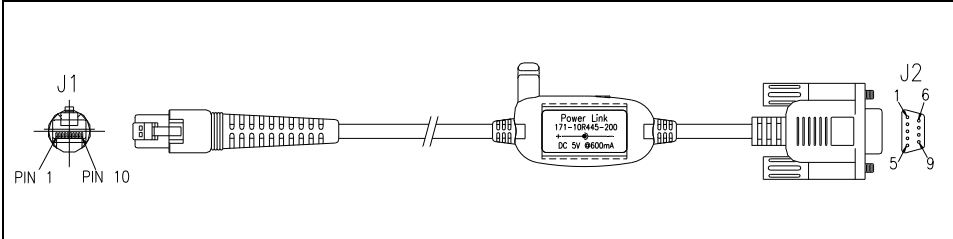


PIN-OUT CONFIGURATION			
MINI DIN (M)		MINI DIN(F)	
1.	PC Data	1.	KB Data
2.	N.C.	2.	N.C.
3.	GND	3.	GND
4.	+5V	4.	+5V
5.	PC Clock	5.	KB Clock
6.	N.C.	6.	N.C.

Item Part No. 171-10K100-200




### 2. RS-232C Communication Cable (DTE pin out)

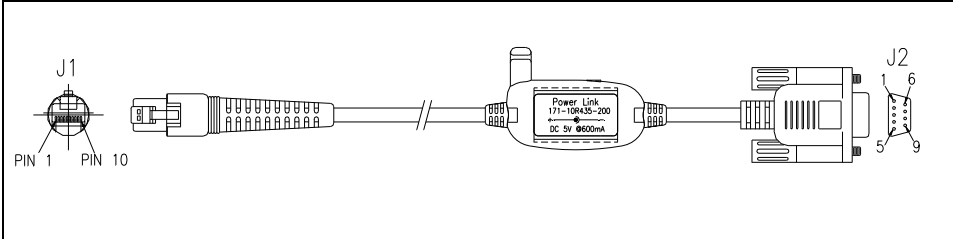


PIN-OUT CONFIGURATION	
DB-9 (F)	FUNCTION
2	TX
3	RX
7	CTS
8	RTS
5	GND
9	+5V Input

Item Part No. 171-10R445-200




### 3. RS-232C Communication Cable (DCE pin out)

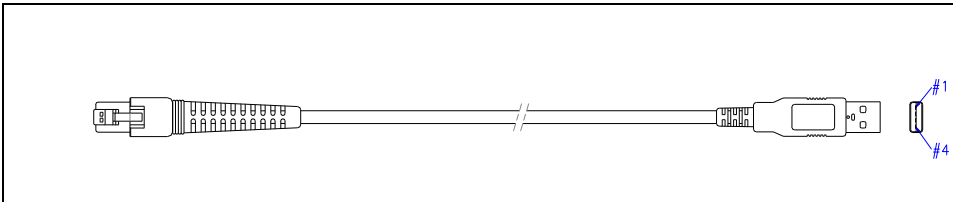


PIN-OUT CONFIGURATION	
DB-9 (F)	FUNCTION
2	RX
3	TX
7	RTS
8	CTS
5	GND
9	+5V Input

Item Part No. 171-10R435-200




### 4. HID USB / Virtual COM USB / OPOS USB Interface with Detachable Cable Type A



PIN-OUT CONFIGURATION	
USB TYPE A Connector	FUNCTION
1.	VCC
2.	D-
3.	D+
4.	VSS

Item Part No. 171-10U301-200



\* Additional software installation may be necessary for activating virtual COM or OPOS USB interface.

## **Power Adapter**

Z-3110 requires a minimum of 110mA at 5 VDC power and consumes power from the host machine. If the host can not supply sufficient power, ZEBEX provides adapters of the following plug types:

